

 **Nightingale**



GEO™
6301 Series

www.nightingalechairs.com



TIMELESS AESTHETIC AND SUSTAINABLE DESIGN THAT STANDS OUT...




The GXO™ guest chair offers beauty, performance and unprecedented comfort in its class.


Designed to compliment the styling and features of the CXO™, SXO™ and LXO™ chair series in multiple work applications and environments.



[On Image Ganging Brackets Shown]



UNPRECEDENTED COMFORT



ABLEX™ MESH BACKING

Allows air to pass freely, making it comfortable in all environments. It also boasts dynamic movement- in other words, it moves with you.



ARMRESTS

Shapely fixed arms with polyurethane arm pads.




ERGONOMIC DESIGN

Curved comfortable back for proper ergonomic support and function.



ENERSORB™ FOAM

ENERSORB™ foam conforms to your body when you sit and reverts to its natural form when you get up.



FOUR-WAY STRETCH FABRIC

Dual-layer Mystic fabric is perforated for exceptional airflow. It also has a four way stretch, which moves perfectly with the ENERSORB™ foam for added comfort and durability.




WATERFALL SEAT DESIGN

Gently slopes away from the legs minimizing pressure on the thighs, promoting good posture.



ANTI SLIP

Rear angled legs with adjustable glides for anti-tipping and stability.



+ Optional Chrome Finished Legs Available.



GXO 6301

.: GXO [6301 SERIES]

.: UNPRECEDENTED COMFORT.

The GXO™ chair is a flexible and refined guest chair. Ideal for a variety of office spaces, from multipurpose rooms, waiting areas, to individual workstations and office suites. With its ENERSORB™ foam seat and ergonomic contours, GXO™ is uniquely supportive, comfortable and ergonomic.

"Harmonic balance between good design, ergonomic performance and ultimate sitting comfort has always been my goal."

W.R. Breen, Designer

.: OPTIONS

- Chrome Legs
- Silver Mesh Back
- Ganging Brackets



.: DIMENSIONS

MODEL:	6301
OVERALL:	
width	24"
depth	25"
height	35½"
SEAT HEIGHT:	18"
SEAT WIDTH:	20 "
SEAT DEPTH:	18"
BACK WIDTH:	20½"
BACK HEIGHT:	19"
WEIGHT (lbs):	29
VOLUME (cu ft):	11

© 2011 Nightingale Corp. All Rights Reserved

ISO 9001:2008 Certified

Tel Toll Free: 1.800.363.8954 | Fax Toll Free 1.800.637.6784 | Email: info@nightingalechairs.com | www.nightingalechairs.com

